

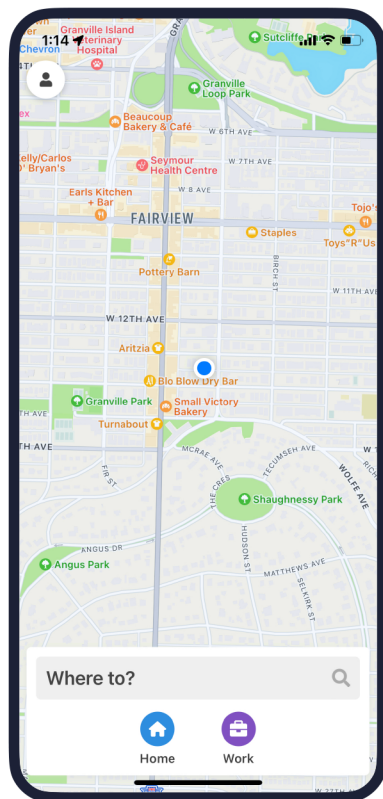
UF SNAP by Spare App Tutorial

A step by step guide to using
SNAP's new app

spare

Important points to remember before you get started:

- To access UF SNAP by Spare, you'll log in with your Gatorlink credentials and authenticate with two-step verification.
- If you don't have the Duo Mobile app downloaded for two-step verification, you may experience log-in issues; it's best to have Duo Mobile on your phone for the smoothest experience.
- SNAP service is always free! Spare's app system is set to use "Cash" as its default payment setting, but don't worry about that - just submit each ride request with the default Cash option, you won't ever be charged for SNAP service.



Homescreen

Riders start booking a trip by tapping "Where to?"

Riders can also set favorite locations that let them start a booking from the homescreen with one tap.

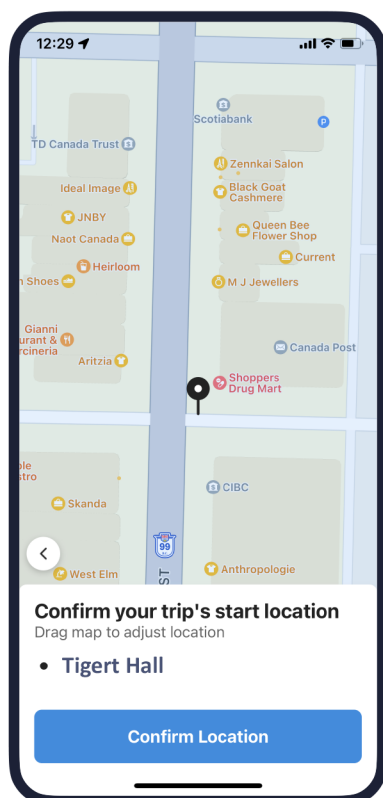
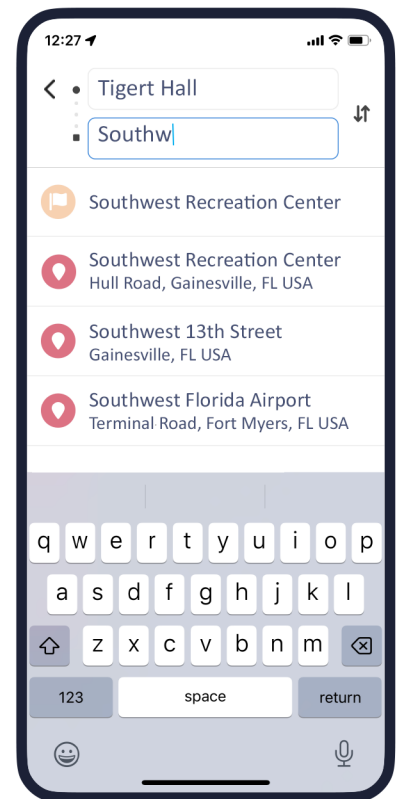


Set locations

Add your pickup and dropoff location from the list of approved SNAP stops.

Only approved SNAP stops with an orange flag icon are available for booking rides.

All other locations shown with a red marker icon are not available for booking.



Confirm pickup location

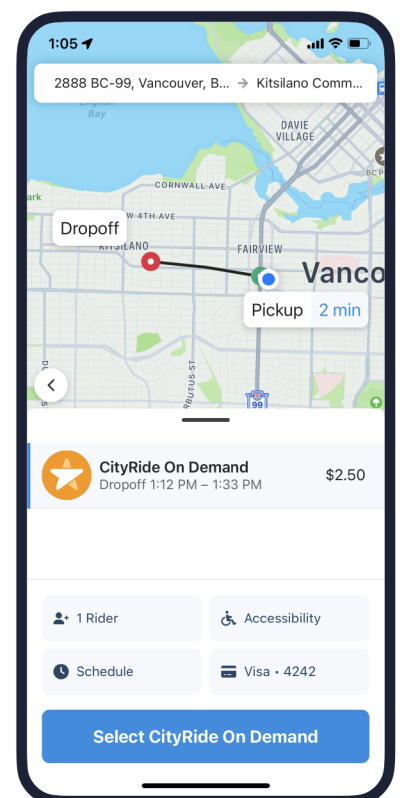
Confirm your pickup location by hitting the blue Confirm Location button or by moving the pin to the approved SNAP stop where you want to start your ride.

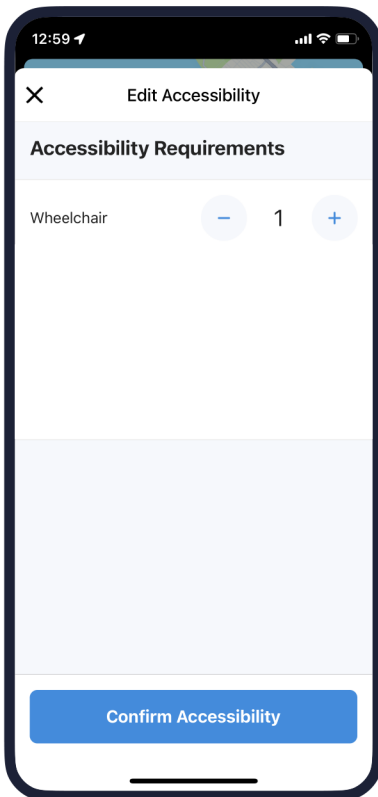


See ride options

Riders can see the fare and estimated dropoff time of any available on-demand services.

The app will default to the "cash" payment method - don't worry about changing it, there is no charge for SNAP rides and you will not need to pay.





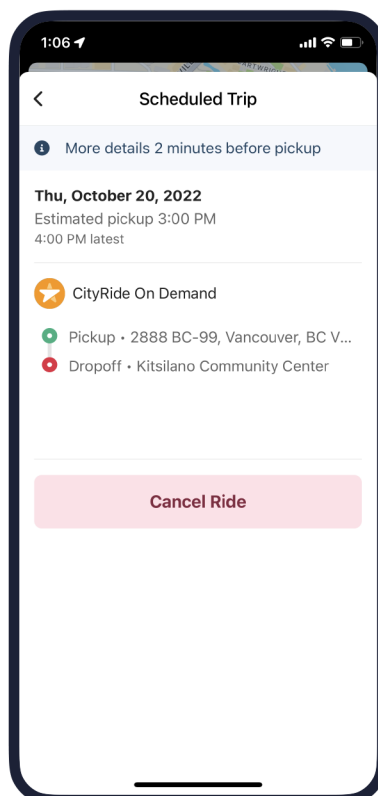
Edit accessibility options

Add accessibility requirements as needed for your group. Riders will only be matched to vehicles which can support their needs.



View scheduled trips

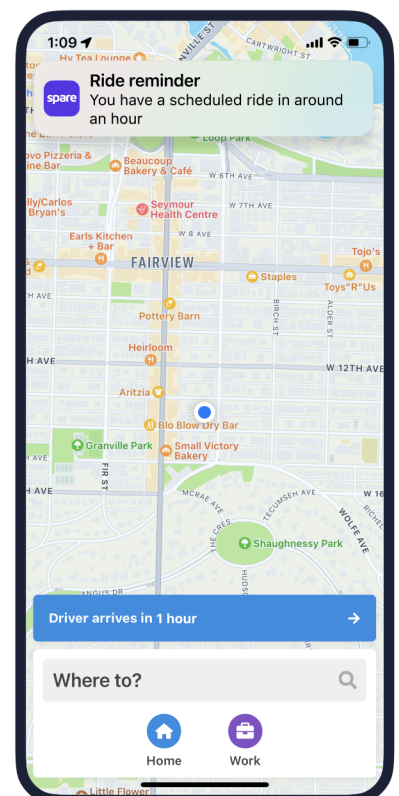
Upcoming scheduled trips can be viewed from the menu.



Preview your trip

Details about the trip are added as the pickup time approaches.

Riders can also cancel from here if they don't need the trip anymore.

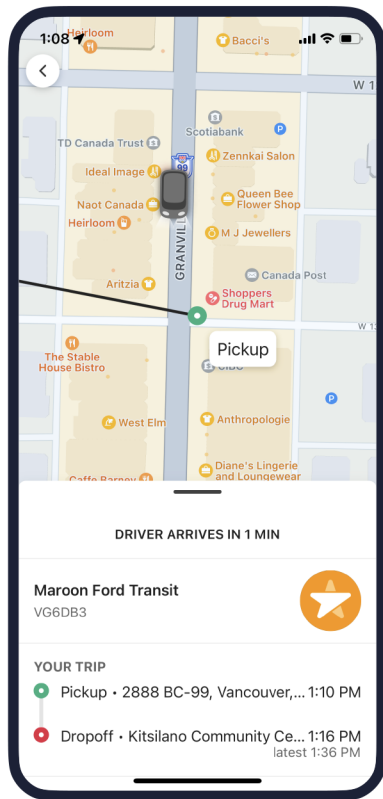


Get reminded

Before pickup time, riders receive reminder notifications.

A banner on the homescreen provides a shortcut to view the trip.





At pickup time

When it's pickup time, riders can see where the vehicle is, where & when they'll be picked up and dropped off, and which vehicle to look for.

Riders will also see walking directions to their SNAP stop for pickup.



Book on the web, too!

In addition to mobile apps for Android and iOS, UF SNAP by Spare is also available as a website. Check the UF SNAP homepage for more information.

